

TECHNICAL & SAFETY REGULATIONS

**by company
Veletrhy Brno, a.s.**

Up-dated version 1. 4. 2025

Table of contents

| | |
|--|-----------|
| 1. Introduction | 1 |
| 2. Technical conditions of construction..... | 2 |
| 2.1. Approval of fair event designs..... | 2 |
| 2.2. Approval of outside trade fair event designs..... | 2 |
| 2.3. Exhibition stands height | 2 |
| 2.4. Two–storied exhibition stands..... | 2 |
| 2.5. Architectural desing and operation of exhibition stands | 2 |
| 2.6. Suspensions in halls | 2 |
| 2.7. Terraces and auditoriums | 2 |
| 2.8. Waste disposal | 3 |
| 2.9. Promotion of goods and products | 3 |
| 2.10. Taking over and handing over the exhibition space | 3 |
| 2.11. Commencement of dismantling..... | 3 |
| 2.12. Entrance to the premises | 3 |
| 3. Fire safety | 4 |
| 3.1. Smoking in halls | 4 |
| 3.2. Use of pyrotechnic, laser effects and artificial smoke..... | 4 |
| 3.3. Use of flammable materials during exhibition | 4 |
| 3.4. Eye–catchers..... | 4 |
| 3.5. Welding and flame cutting..... | 4 |
| 3.6. Coatings | 4 |
| 3.7. Grinding, cutting and planing work in the halls | 4 |
| 3.8. Gas cylinders, vessels and equipment holding combustible or combustion supporting gases | 4 |
| 3.9. Location of combustion engine vehicles | 5 |
| 3.10. Use of heating appliances | 5 |
| 3.11. Materials handling and storage | 5 |
| 3.12. Passages in the exhibition halls | 5 |
| 3.13. Fire protection and fire–safety equipment..... | 5 |
| 3.14. Fire precautions for hazardous installations | 5 |
| 3.15. Defects of fire protection equipment | 5 |
| 3.16. Fire guards..... | 5 |
| 3.17. Emergency exits | 5 |
| 3.18. Fire reporting | 5 |
| 3.19. Fire protection conditions for retail stalls in outdoor areas on the premises | 5 |
| 3.20. Conditions for stand roofing | 6 |
| 4. Two–storied exhibition stand construction in exhibition halls and outdoor areas in terms of fire safety requirements | 7 |
| 4.1. Construction | 7 |
| 4.2. Applied materials..... | 7 |
| 4.3. Use of two–storied exhibition stands | 7 |
| 4.4. Staircases..... | 7 |
| 4.5. Fire extinguishers..... | 7 |
| 5. Power engineering..... | 8 |
| 5.1. Electrical installations..... | 8 |
| 5.2. Assembly of electrical installations | 8 |
| 5.3. Utility connections | 8 |
| 5.4. Connection of machines and equipment | 8 |
| 5.5. Electric power supplies | 8 |
| 5.6. Responsibility and safety requirements | 8 |
| 5.7. Installation and operation of temporary electrical equipments | 8 |
| 5.8. Supervision of electrical installations | 9 |
| 5.9. Compressed air | 9 |
| 5.10. Pressure cylinders..... | 9 |
| 5.11. Water, air, waste..... | 9 |
| 6. Health and safety at work | 10 |
| 6.1. Basic information..... | 10 |
| 6.2. Operator, person in charge of operated equipment..... | 10 |
| 6.3. On–site transport..... | 10 |
| 6.4. Construction and dismantling..... | 10 |
| 6.5. Construction machines and technical equipment..... | 10 |
| 6.6. Work at height | 10 |
| 6.7. Machine tools | 10 |
| 6.8. Use of glass..... | 10 |
| 6.9. Open tanks | 11 |
| 6.10. Mechanisms..... | 11 |
| 6.11. Sources of ionising radiation | 11 |
| 6.12. Poisons and medications | 11 |
| 6.13. Weapons, ammunition and explosives..... | 11 |
| 6.14. Cables and technical distribution systems | 11 |
| 6.15. Earthwork..... | 11 |
| 6.16. Exhibit showcasing | 11 |
| 6.17. Noise and vibrations..... | 11 |
| 6.18. Injury | 11 |
| 6.19. Information about potential residual risks | 11 |
| 6.20. Inspections by the Company and responsibility of the Exhibitor or the Lessee | 12 |
| 6.21. Provision of information..... | 12 |
| 6.22. Tariff of lines for breaches of the fire safety and occupational health and safety standards..... | 12 |
| 7. Attachments – A/Stand design rules | 13 |
| 8. Attachments – B/Suspension in halls 1–6 | 15 |

1. Introduction

In order to ensure safe operation of events taking place in the Brno Exhibition Centre, BVV Trade Fairs Brno issues these **Technical & Safety Regulations**.

1.1. Applicability of the Technical & Safety Regulations

These Regulations shall be followed by all Exhibitors, Lessees, constructors and anyone executing any work on the premises of BVV Trade Fairs Brno (hereunder the „Company“) and are binding on the relevant departments of the Company. These Regulations form are an integral part of the exhibition space lease agreements regarding trade fair events and events outside trade fairs. If there is an amendment to a legal regulation or standard to which these Regulations refer, the terms of the amended version shall automatically apply to the relationship of the contracting parties without further delay (or a condition of a regulation or standard replacing an existing regulation).

2. Technical conditions of construction

2. Technical conditions of construction

Work related to construction and dismantling may only be carried out in accordance with applicable legal, safety and trade licensing provisions, including fire safety and sanitary precautions related to occupational safety and waste act.

2.1. Approval of fair event designs

The Exhibitor or the authorized contractor shall submit it to the Department of Desing and Approval of the company the application form for the exhibition stand approval (see on-line Order Form or website event under the "Instructions for exhibitors" tab). Single-storied standardised stands up to 30 sqm of leased exhibition space including and not exceeding 3,5 m in height at their highest point, are not subject to the obligation to submit the exhibition stand design (the application form for the exhibition stand approval shall always be submitted). In other cases, it is necessary to submit the exhibition stand design in two copies (dimensions and height, axonometry, structural description, contact details of the designer and contractor including indication of the type of material used for the exhibition stand construction) and the application form for the exhibition stand approval. If requested by the trade fair administration, the Exhibitor is obliged to submit a structural analysis. The approved documentation shall be presented by the Exhibitor upon takeover of the relevant exhibition area.

2.2. Approval of outside trade fair event designs

With respect to events organised outside trade fair events, it is necessary to submit to a specialist of the OSH & Fire protection of the Company for approval the design and the lay-out (e.g. planned design).

2.3. Exhibition stands height

The maximum permitted structural height of the exhibition stands without suspended structures is 5 m (not applicable to two-storied exhibition stands that are to a special approval process and to exhibits) – unless the supporting data for the allocated area-plot specify a reduced height. Exceptions are permitted exclusively by the fair administration. The maximum possible height of the exhibition stand in the individual sections of the hall is set by its structure – an overview of these heights can be found at www.bvv.cz/en/rental/exhibition-halls

2.4. Two-storied exhibition stands

Two-storied exhibition stands shall meet fire protection requirements – see Chapter 4 „Terms and Conditions related to fire protection in two-storied exhibition stand construction in halls and outdoor spaces on site“. These exhibition stands shall be submitted for review and approval already at the stage of the plan or study to the specialist of the OSH & Fire protection of the Company. If requested by the trade fair administration, the Exhibitor/the Lessee is obliged to submit a structural analysis. In the registration form, the Exhibitor/the Lessee shall specify its binding plan to construct a two-storied exhibition stand in the exhibition area. A plan to construct a two-storied exhibition stands after submitting a binding application is excluded. If the Exhibitor/the Lessee cancels its plan to construct a two-storied exhibition stand after being allocated an exhibition area, the Exhibitor/the Lessee undertakes to pay a contractual penalty to the trade fair administration of 25 % of the total allocated exhibition area – the exhibition stand ground floor. As regards two-storied exhibition stands, the approval of the neighbouring exhibitors of the exhibition stand height is not necessary.

2.5. Architectural desing and operation of exhibition stands

Neighbouring exhibition stands are not to be disturbed or restricted by an architectural desing and operation of exhibition stands. The back or side walls facing the adjacent exhibition stands over the basic exhibition stand height of 2,5 m must have white surfaces so that they do not esthetically disturb the neighbouring exhibition stands. Exceptions to the colour scheme of these walls are only possible with a written consent of the neighbour. The outline of the leased area may not be exceeded even above the level of the ceiling structure.

Architectural design of the stand must match the shape and type of the allocated area. Each open side of the stand facing the aisle can be built up to a maximum

of 40 % of the length of each such side. Built-up area means any solid boundary that obstructs the entrance to and view of the exhibition space (structural elements, walls, furniture and decorations taller than 1,1 m).

Features by which the built-up area may be increased beyond the above limit:

- any decorative features not exceeding 1,1 m in height (flowers, planters, splinters etc.),
- furniture not exceeding 1,1 m in height (info desks, low showcases, stands for exhibits).

When using these splitting elements, each open side along the aisle must allow an entrance to the stand wide at least 1,5 m – see Attachment A/ Stand Design Rules. For all options exceeding the maximum specified closure of the open sides of the stand, the a design must be submitted for approval pursuant to paragraph 2.1. of this regulation.

All graphically designed exhibition stand areas in the direction of the neighbouring exhibition stand can be placed at a distance of min. 2 m from the boundary of the neighbouring exhibition stand (not applicable to one-sided graphic fascia along the perimeter of the aisle-facing exhibition stands). Exceptions are possible only with a written consent of all adjacent exhibition stands.

2.6. Suspensions in halls

Suspensions are only permitted in the existing suspension points while observing the suspension carrying capacity of these points (150 kg load/suspension point). In halls G1 and G2 it is not allowed to suspend structures hanging from the hall ceiling in the event of the roof snow load.

A design shall be submitted for every suspended structure, including the structural analysis to Department of Desing and Approval of the Company as part of the approval procedure. If a structural analysis is not submitted, the max. permitted load is 50 kg load/suspension point. The design must include, inter alia, the weight of the entire load and the load per the individual points. The suspended structure per point with a weight exceeding more than 20 kg must be secured by a safety line. It is forbidden to use rope clamps. No firm connection, either direct or indirect, to the booth construction/floor must be created through suspensions.

Suspended structures (illuminating ramps) without graphic banners are not subject to approval by the adjacent exhibition stands and can be placed on the boundary of the exhibition stand (always within their own exhibition area). Suspended structure with banners shall meet all the requirements defined by the Trade Fair Administration (see the Technical and Safety Regulations – Attachments B/Suspension in halls 1–6). The height of the suspended structures is approved exclusively by the Trade Fair Administration.

2.7. Terraces and auditoriums

Terraces for viewers shall be equipped with emergency lighting for darkened spaces so that the intensity of lighting on each step edge or riser board is a minimum of 0,5 lx using a minimum of one light fixture for each 1,5 m of the step length.

Free passage must be allowed between each two succeeding rows of seats, benches, tables and the like. Unfixed seats in rows shall be connected together to prevent from moving and overturning.

The largest permissible number of seats per row follows ČSN 73 0831:

Aisle on one side:

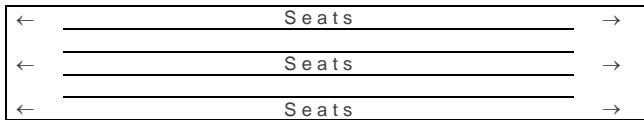
| With a free passage width between rows in mm | | | | |
|--|---------|---------|---------|--------------|
| max. 449 | 450–499 | 500–549 | 550–599 | 600 and more |
| 7 | 8 | 9 | 10 | 11 |

Aisle on both sides:

| With a free passage width between rows in mm | | | | |
|--|---------|---------|---------|--------------|
| max. 449 | 450–499 | 500–549 | 550–599 | 600 and more |
| 14 | 16 | 18 | 20 | 22 |

2. Technical conditions of construction

If the seat rows terminate on both sides with aisles leading towards exits of a corresponding width designated only for people in one direction of evacuation, the number of seats in a row can be doubled once the design has been approved and after approval by the OSH & Fire protection specialist of the Company.



Emergency exits from the auditorium shall not pass through the stage or the fire units of the structure holding the stage. It is recommended that the emergency exits (aisles etc.) in the auditorium should not be oriented towards the stage.

2.8. Waste disposal

It is forbidden to dispose of out any residual paints and other dangerous substances and mixtures polluting or otherwise endangering the environment by discharging into gullies, wash basins and sinks. The Exhibitor/the Lessee (or a company appointed by him) is obliged to remove and dispose of such unused substances at his cost.

2.9. Promotion of goods and products

The Exhibitor/the Lessee is entitled to promote its products solely in its own exhibition stand/its leased area. If promotional printed matter is disseminated outside the exhibition stand or dropped off airplanes or balloons ordered over the exhibition centre, the Exhibitor or the promoted company will be charged extra costs of cleaning the halls or premises affected by these promotional activities.

Information and promotional leaflets may not be pasted up on the walls, windows and other parts of the hall.

2.10. Taking over and handing over the exhibition space

The Exhibitor/the Lessee (constructor) or any other authorised company shall duly take over the allocated exhibition space from the hall manager prior to the construction work. Following the completion of dismantling, the Exhibitor/the Lessee (constructor) or any authorised company shall remove and transport off-site all material used, including carpets, PVC, chipboards, adhesive carpet tapes, and residual glues etc., and hand the space over to the hall manager in a clean condition.

2.11. Commencement of dismantling

Exhibits may not be removed and the exhibition stand may not be dismantled or removed before the end of the specified operating hours on the last day of the exhibition event. Dismantling may only commence after the end of the event.

2.12. Entrance to the premises

Entrance to the premises during the mounting, the event itself and dismantling is stipulated in the Instructions for Exhibitors issued for the individual events.

3. Fire safety

3.1. Smoking in halls

Smoking is prohibited in all exhibition halls and publicly accessible indoor premises. This also applies to electronic cigarettes, tobacco heating devices and water pipes. This prohibition applies to the full extent during the preparation period (assembly), during the event itself, the dismantling and at all events held in exhibition halls on the premises of the Exhibition Centre. Smoking is only allowed in dedicated outdoor areas and in structurally separated indoor smoking areas equipped with non-flammable ashtrays and signposted at the entrance with a clearly visible graphic sign "Smoking allowed".

3.2. Use of pyrotechnic, laser effects and artificial smoke

Operation of pyrotechnic, laser and lighting effects, open fire and artificial smoke in exhibition halls must not affect the fire safety equipment and, in accordance with the applicable regulations, can only be performed after previous consultation with the OSH & Fire protection specialist of the Company and after approval and definition of possible protective measures. Pyrotechnic effects meant for use in film, television and for stage and table salon effects may only be used, pursuant to Act No. 206/2015 Coll. on pyrotechnic products and their handling as amended and Decree of Czech Mining Authority No. 288/2015 Coll. on fireworks performing. Possible organizing of fireworks in outdoor areas, open flame handling, other pyrotechnic and similar effects are also subject to Regulation of the South Moravian Region No. 1/2013 laying down conditions for fire safety protection during events attended by a larger number of persons.

3.3. Use of flammable materials during exhibition

Foam polystyrene, plastic foils, textiles made from synthetic fibres, reed, straw, paper, cardboard and the like shall not be used for the construction of stands, wall fillings, roofing and eye-catchers. Any readily flammable construction materials used for the roof or cladding construction of the exhibition stands, including decorations, may not be made of materials with flammability class C2 and C3 or they shall be impregnated to ensure fire resistance. The construction of roof, ceiling and lower ceiling structures may not be made of materials dropping or falling off in case of fire. The same applies to stand-alone single-storied stands with membranes, canopies or similar structures, even if located in open exhibition areas.

Before commencing any work, the Exhibitor/the Lessee shall submit to the OSH & Fire protection specialist of the Company (and also as part of the application form for stand approval see point 2.1. of this regulation) a valid protocol (certificate) of non-combustibility issued by an accredited Czech test-room or a certificate issued by any authorised company proving that the applied flammable material was impregnated to become fire-resistant (including details of the impregnating agent used) and a sample of the treated (impregnated) material. Any decorative materials made of plastics with no extinguishing treatment (polystyrene, plastic foils, plexiglas, polycarbonate and the like) may not be used. As regards construction of detached one-storied exhibition stands in the open space, only non-inflammable materials may be used for light cladding functioning as the roof and peripheral walls (membrane, canopy and other similar textiles, stiffened or not, various foils etc.) if the occupancy capacity is in excess of 199 people. If the occupancy capacity is up to 199 people, materials with flammability class C2 and C3 may be used.

With respect to constructing exhibition stands with a height over 3 m using flammable materials, the Exhibitor/the Lessee (constructor) shall submit the fire load calculation following ČSN 73 0802 Clause 6. The calculation shall be submitted prior to the start of construction to the OSH & Fire protection specialist of the Company, as part of the design approval application form. The max. value of the calculated fire load is 60 kg/sqm (tab. A.1 item 3.8 ČSN 73 0802). The Exhibitor/the Lessee (constructor) is responsible for making sure that the stand construction will not commence before the written approval of the OSH & Fire protection specialist of the Company.

Should the Exhibitor/the Lessee fail to provide the above mentioned certificate of impregnation or degree of flammability of the materials used, or a calculation of the fire risk, the stand must be equipped with suitable fire extinguishers, at least 1 piece with 6 kg extinguishing substance for every 100 sqm of built-up

floor area. If the Exhibitor/the Lessee does not possess such fire extinguishers, these will be supplied by the OSH & Fire protection specialist of the Company for a fee.

3.4. Eye-catchers

Any advertising eye-catcher fitted above the exhibition stand (blimps etc.) shall be approved separately while following the conditions below:

- the eye-catchers shall not exceed the permitted construction height set for individual halls,
- the eye-catchers shall not be placed above any road or suspended on the construction elements of any hall,
- only non-flammable and non-explosive gases may be used,
- advertising blimps and eye-catchers shall not obstruct automatic fire alarm systems.

3.5. Welding and flame cutting

Welding, oxygen cutting, arc welding and any other method of metal joining and separating requires protection of the working space against glare and spark formation including protection of the flooring material using a non-flammable thermal insulation mat. Such work may only be carried out by authorised personnel with a valid licence for such a type of work. The use of naked fire to join cardboard, plumping installations, and plastics may only be carried out by demonstrably instructed personnel. Welding sets with gases (including propane-butane cylinders) shall be removed from the hall premises after finishing the work. Such work may only commence after receiving a written consent of the personnel of the OSH & Fire protection specialist of the Company and the hall manager provided that all fire safety precautions stipulated in writing are met before commencing the work.

3.6. Coatings

The Exhibitor/the Lessee (constructor) shall not use any coatings (synthetic, nitrocellulose-based, flammable or those producing explosive vapours) or store these materials in the stand. In exceptional cases, such as removal of residual carpet tape glue, the handling of flammable liquids, or potential storage, shall be discussed with OSH & Fire protection specialist of the Company.

3.7. Grinding, cutting and planing work in the halls

Work generating small-particle flammable waste (wood shavings, sawdust etc.) may be permitted by the hall manager on condition that the employed machines and tools are fitted with bags or suction pipes. Taking into account the risk of eye damage due to the entry of flying particles, the use of efficient protective goggles is mandatory for this work. At the same time, care must be taken to ensure that other persons are not endangered during this work. Flammable waste must be continuously removed. Immediately after completing the work, the waste will be transported off the hall, including the removal of flammable dust originating as a result of such work. Work generating excessive flammable waste and dust levels (e.g. inefficient suction systems, cutting entire chipboard bundles, mechanical grinding of SDK board cement) are forbidden for the sake of fire safety and with respect to the neighbouring exhibition stands in the halls. The use of an angle grinder in the exhibition halls is prohibited.

3.8. Gas cylinders, vessels and equipment holding combustible or combustion supporting gases

In the exhibition halls – spaces where a large number of people gather, it is forbidden to install and operate gas cylinders, vessels and equipment holding combustible or combustion supporting gases, including propane and propane-butane cylinders. If these are included in the presented exhibits or technologies, their use is subject to the approval of the OSH & Fire protection specialist of the Company or the power engineering inspection technician.

The Exhibitor/the Lessee (constructor) shall report this intention in advance to the OSH & Fire protection specialist of the Company and submit a document on the performed pressure test of the vessel, installation and accessories to the relevant technician.

Basic operating conditions:

- the equipment must not be left unattended during operation,

- b) if the attendant leaves temporarily the place of operation or if he is absent, the cylinder valve and all other closures must be shut off,
- c) the entire equipment shall be safeguarded against unauthorised handling.

3.9. Location of combustion engine vehicles

Combustion engine vehicles may not be placed inside the halls. If the vehicle is used as an exhibit, it must contain no fuel (except for the minimum volume necessary to exit the hall) and a source of electricity – it must be disconnected from the storage battery. If this is not possible due to the vehicle wiring, such a case shall be reported to the hall reception to ensure increased supervision outside the operating hours.

As regards exhibits with their own source of electricity, this source must be disconnected from installed appliances after the end of the presentation on each exhibition day.

3.10. Use of heating appliances

The use of heating appliances of any kind by domestic as well as foreign Exhibitors/the Lessees is permitted provided that the following conditions:

- a) the appliances shall be in a perfect technical condition and may only be used for the purposes for which they were manufactured,
- b) heating appliances with no safety distances from flammable surfaces prescribed in the documentation (e.g. flooring, furnishing etc.) shall follow a safety distance specified under ČSN 06 1008 table 1 as per Regulation No. 23/2008 part 8,
- c) if this condition cannot be met due to space constraints, the flammable structures must be protected with non-flammable heat insulation cladding (plasterboard, heraklit) and the distance between the appliance and the cladding shall be 20 cm, and the cladding shall overlap the edges of any appliance by 10 cm on the sides and 30 cm over,
- d) heating appliances emitting heat into one point shall be installed to make sure that there are no flammable materials or easily flammable materials and objects located in this space, within a 1 m distance,
- e) each heating appliance installed on inflammable or hardly flammable desks, shelves etc. must be provided with a non-flammable heat-insulated base placed underneath,
- f) any appliance not manufactured to be operated unattended must not be left unsupervised while in use and a person responsible for the appliance in use shall be appointed in writing. When leaving, such an appliance shall be demonstrably disconnected from the power supply. Heating appliances installed or exhibited in hall E must not generate heat exceeding 40 °C.

3.11. Materials handling and storage

The handling, storing and mounting of exhibits, covers, sales articles and other materials in emergency and installation corridors, in the immediate vicinity of fire-extinguishing equipment and electric power distribution equipment (switchboards, switch rooms) is prohibited. Any useless material (assembly elements, packaging etc.) shall be removed from the hall every day. No material can be stored behind the stands or on their roof structures for fire safety reasons.

In the event of failure to comply with the specified time for removal of boxes and other packaging material, the trade fair administration has the right to have all packaging removed at the Exhibitor's/the Lessee's expense without compensation to the Exhibitor/the Lessee.

3.12. Passages in the exhibition halls

The Exhibitor/the Lessee (constructor) shall make sure that the indoor passages (lanes between exhibition stands) are permanently unobstructed while keeping access to all technical rooms and unobstructed space along peripheral walls where technical installations and fire safety equipment are located. The minimum width of indoor passages shall be 2,5 m.

3.13. Fire protection and fire-safety equipment

Fire hydrants, portable fire extinguishers, fire detectors, etc. (fire safety equipment and fire protection equipment) which are installed on site, in the exhibition halls, can only be used in case of fire. Use, damage, misuse, relocation and any other handling must be reported immediately to the OSH & Fire protection specialist of the Company and to the property manager.

Free access to all electrical switchboards, main switches and valves, Fire Detection and fire Alarm Systems, fire hydrants, fire extinguishers, etc. shall be maintained. If the equipment is accessible but not visible, its location shall be marked with an appropriate safety sign.

3.14. Fire precautions for hazardous installations

Construction and installation of smokehouses, bakeries and other fire hazardous installations in the exhibition centre shall be discussed in advance with the OSH & Fire protection specialist of the Company which will issue the approval to operate these installations once fire protection and safety measures have been carried out. Large and complex installations require a statement concerning fire precautions issued by the responsible employee of the company in charge of fire safety.

Objects and equipment the properties of which endanger fire safety of people and property shall not be used.

3.15. Defects of fire protection equipment

Any defect of fire protection equipment that cannot be remedied by the Exhibitor's means and efforts shall be promptly reported to the OSH & Fire protection specialist of the Company, the hall manager or the fire protection guard and the hall reception. It is also necessary to report any fire safety defect endangering fire safety even if caused by other participants.

3.16. Fire guards

Loss prevention fire guards watch and check the condition of fire protection during events and take measures following applicable regulations. The Exhibitors/the Lessees, event organisers (constructors) are obliged to allow access to the fire guard teams to all premises, to respect and follow the instructions issued by them. Shall the applicable regulations be violated, the fire guard teams are entitled to request immediate remedy. If such warning is ineffective and manageable by the fire guard team, the fire guard is entitled to intervene.

In the event of a material violation of the fire safety regulations that might endanger health and lives, the fire guard is entitled to request immediate interruption or, as the case may be, termination, of the event.

3.17. Emergency exits

All exits from the structure shall be freely accessible. Solutions to more complex technical issues, defects in fire protection systems and the methods and possibilities of their removal shall be discussed in time (i.e. before commencing any work or event) with the OSH & Fire protection specialist of the Company.

3.18. Fire reporting

The Exhibitor/the Lessee, event organiser (constructor) shall make sure that each fire even if extinguished by their own staff is reported to the fire registration office – **phone No. 420 541 159 999**, to the OSH & Fire protection specialist of the Company – **phone No. 420 541 153 117** and the hall manager as soon as possible.

3.19. Fire protection conditions for retail stalls in outdoor areas on the premises

Retail stalls in outdoor areas can be placed at a distance of at least 4 meters from pedestrian and vehicular entrances to the halls and their profile must not obstacle into areas of exits and emergency escape routes. These stalls also must not interfere with staging areas designated for fire fighting equipment (marked with yellow stripes on the road surface or with a "No Stopping" sign). Outdoor retail stalls, in which electrical heat appliances, and/or heat appliances that use gaseous, liquid or solid fuel, must be equipped with fire extinguishers, at least one portable fire extinguisher with a load of at least 5 kg of extinguishing

substance with corresponding extinguishing capability. The hose leading from the propane-butane cylinder shall meet the manufacturer's specifications (replacement of the hose 1 times in 2 years).

3.20. Conditions for stand roofing

In exhibition halls P, E, F and V there are self-extinguishing system sprinklers installed in the suspended ceilings. Potential roofing of the stand or obliquely or horizontally installed textile canopies shall follow the normative Annex E to ČSN 73 0831 and the material with min. holes of 3 × 3 mm or 2 × 4 mm in the non-tensed condition so as to ensure protective function of the self-extinguishing system. The percentage of the open areas shall not be less than 50 % per sqm. Properties of the applied material must be proved by a valid "test protocol" issued by a Czech accredited test room or by a protocol on fire impregnation and the effectiveness of the product are to be evidenced by a valid "test protocol" issued by a Czech accredited test room.

Should the Exhibitor/the Lessee fail to provide the above mentioned certificate of impregnation, the stand must be equipped with suitable fire extinguishers, at least 1 piece with 6 kg extinguishing substance for every 100 sqm of built-up floor area. If the Exhibitor does not possess such fire extinguishers, these will be supplied by the OSH & Fire protection specialist of the Company for a fee.

4. Two–storied exhibition stand construction in exhibition halls and outdoor areas in terms of fire safety requirements

4. Two–storied exhibition stand construction in exhibition halls and outdoor areas in terms of fire safety requirements

4.1. Construction

The construction of two storied stands may be executed in open spaces outside fire–hazardous spaces of the existing halls, on the ground floors of exhibition halls A, B, C, E, F, G1, G2, H, P, V and Z and on the galleries of exhibition halls B and C with railings and provided that the following conditions are met.

The construction shall be made on approved rasters with a 3 m distance of all second storey walls and ceilings from the passages. This distance need not be observed if the edge of the second storey is formed only by a 1 meter high railing, or if the bearing structure has the required fire resistance (proved e.g. by a calculation).

4.2. Applied materials

Only elements approved in terms of fire safety requirements (flammability and toxicity during thermal destruction) may be used for the construction. Material used for the load bearing structures shall meet fire resistance requirements in accordance with ČSN 730802 and ČSN 730831.

Other structures must meet the following requirements:

- a) wall filling = class B (hardly flammable) or class A (non–flammable),
- b) floors, ceilings = class A or class B,
- c) glass or Plexiglas on the first floor: if the distance is less than 3 m from the passage, safety glass, Plexiglas or polycarbonate with fire safety attestation may be used.

The design shall be submitted with a fire report or a fire resistance certificate for the relevant structure. Use of materials other than those that have been approved, and lining these materials with other flammable materials, is strictly forbidden.

4.3. Use of two–storied exhibition stands

The exhibition stands are used as meeting, office or exhibition spaces without any particular risk of fire. Storing easily flammable substances or liquids within the stands is forbidden. It is also forbidden to exhibit machines and equipment that could cause fire.

4.4. Staircases

When using a spiral staircase, the second storey occupancy capacity may be up to 30 seats; when using a single–flight staircase, the second storey occupancy capacity is 55 seats. When using more staircases, the number of people is multiplied accordingly.

The positioning of the staircases shall enable emergency escape into the space without any obstacles and the escape route shall not lead under the second storey if its structure has no proved fire resistance.

4.5. Fire extinguishers

To ensure fast and efficient fire–fighting intervention, the exhibition stands must be fitted with appropriate fire extinguishers, at least 1 portable fire extinguisher 6 kg for each, even incomplete 200 sqm of the ground plan of each floor. If the Exhibitor does not have these fire extinguishers, they will be delivered for a charge by the OSH & Fire protection specialist of the Company.

5. Power engineering

5.1. Electrical installations

Exhibitors/Lessee's electrical installations to be connected to the electric distribution network at the exhibition centre shall fully comply with the requirements of the electrotechnical regulations applicable in the Czech republic (ČSN 34 1090 version 2 Regulations for temporary electrical installations, in particular ČSN 33 2000–4–41 version 3 Protection against electric shocks and ČSN 33 2000–7–711 version 2 Dedicated equipment and equipment installed in special structures – exhibitions, shows and stands).

All electrical appliances used by the Exhibitor/the Lessee at the exhibition stand/ on the leased area must be provided with an electrical inspection report corresponding to the ČSN 33 1600 version 2 (ČSN EN 50699 and ČSN 50678) standards. All machinery used by the Exhibitor/the Lessee at the exhibition stand/ on the leased area must also have a valid verification corresponding to Government Regulation No. 378/2001 Coll., laying down detailed requirements for the safe operation and use of machinery, technical equipment, instruments and tools, and comply with the ČSN EN 60204–1 version 3 standard.

5.2. Assembly of electrical installations

Electrical installations can only be fitted by a professional organisation (a company holding a required authorisation issued by an official professional supervisor) according to Act no. 250/2021 Coll. Act on Safety at Work in Connection with the Operation of Dedicated Technical Equipment and on Amendments to Related Acts, following documentation containing the lay-out and individual circuits (circuit breakers, material, power consumption of equipment and appliances). As regards sockets, their use must be clearly defined. The documentation serves as a basis for inspecting the electrical installations and the inspection cannot be carried out without this documentation. Each temporary electrical installation must be individually inspected on site before being connected to the electric distribution network of the exhibition centre. This is documented by an initial inspection report meeting requirements as per Act no. 250/2021 Coll. The inspection is carried out by electrical inspection technicians authorised by BVV Trade Fairs Brno. The Exhibitor/the Lessee must be in possession of documentation of the actual diagram of the electrical wiring, and submit it to the trade fair administration upon request.

5.3. Utility connections

Any connection to utilities is installed exclusively by the Technical services department of the Company. The Exhibitor is forbidden to supply electricity from the electric distribution network of the Company to any third party. A failure to comply with this requirement results in the Exhibitor's breach of the Act n. 458/2000 Coll. on the Conditions of Business and the Exercise of State Administration in Energy Sectors and on Amendments to Certain Acts (Energy Act) as amended and he will be disconnected from the electric power supply along with the third party provided with the electric power supply. The Lessees have these conditions of connection stipulated in separate non-residential space lease agreement.

5.4. Connection of machines and equipment

For each machine or a piece of equipment with electrical appliances, the Exhibitor or the Lessee shall submit to the authorised inspection technician prior to the connection to the electric supply network of the Company a declaration of conformity, or, potentially, the mechanical equipment test protocols, following the provisions of ČSN EN 60204–1 version 3, Electrical equipment of machines – general requirements (see also Government Regulation no. 378/2001 Coll. stipulating further requirements for safe operation and use of machinery, technical equipment, devices and tools).

Appliances connected to the electric distribution network (installation) shall comply with the requirements of the relevant (manufacturing) standards and their safety shall be documented by inspections as per ČSN 33 1600 version 2 (ČSN EN 50699 and ČSN 50678) Inspections and checks of electrical appliances in use.

Without these documents in place, no working machine or appliance may be connected to the electric distribution network of the Company.

5.5. Electric power supplies

The Exhibitor becomes entitled to be supplied el. power for the completed exhibition stand (with the completed initial inspection) two days prior to the opening of the trade fair (exhibition) and this right usually expires at 7 p.m. on the last day of the event (unless the Instructions for Exhibitors stipulate otherwise). Exhibitors requiring el. power supply earlier than two days prior to the beginning of the trade fair (exhibition) will be provided with el. power supply earlier based on a relevant requirement and after complying with technical & safety requirements. The Lessees have these dates stipulated in separate non-residential space lease agreement.

Any temporary electrical equipment in halls and open spaces are usually switched on centrally at 8 a.m. and switched off at 7.00 p.m. (unless the Instructions for Exhibitors stipulate otherwise), except for sockets designed for refrigerators, if ordered. Connections to any technical equipment requiring constant el. power supply shall be ordered separately. The Lessees have these dates stipulated in separate non-residential space lease agreement.

5.6. Responsibility and safety requirements

The Company supplies 230/400 V power and a tolerance between +10 % to –10 %. If there is an outage of the local el. distribution network or the power supply grid or if the above tolerance is exceeded, the company is not responsible for any damage caused to the Exhibitor's or the Lessee's electrical equipment.

Neither the Exhibitor nor the Lessee shall intervene with the electric distribution network of the Company and are obliged to allow access to the authorised inspection technician to all spaces in the exhibition stands to enable inspections and checks of electrical appliances.

During the construction of the exhibition stand, assembly and adjustment of the exhibits (machines), operation or dismantling, the Exhibitor or the Lessee (constructor) is fully liable for safety of people present in the stand and spaces used for the construction and dismantling (workers, guests etc.).

Installations considered by the inspection technician authorised by the Company as breaching these provisions will be disconnected from electric power supply.

5.7. Installation and operation of temporary electrical equipments

Temporary electrical equipment installed for an exhibition event on the premises of the Company shall be installed in accordance with ČSN 34 1090 version 2 and related ČSN and shall follow, in particular, the following conditions:

- a) protection against electric shocks is ensured by automatic disconnection from the source in the TN–S network according to ČSN 33 2000–4–41 version 3 and ČSN 33 2000–7–711 version 2. All socket circuits up to 32 A and all terminal circuits must be protected by a residual current device with sensitivity up to 30 mA. A protective conductor must connect all electrical appliances used at the exhibition stand, with the exception of instruments and appliances in protection classes II and III. The protection of live parts of the equipment shall follow applicable standards and regulations.
- b) the wiring of a stand, exhibition space and other structural or building elements not made of flammable materials may use cords and cables type CYKY, H05RN–F, H05VV–F, or cords and cables with similar technical properties, protected against mechanical damage, fitted in an appropriate manner so as to ensure safety of these lines and intact jacketing. Coupling of cables and cords can be executed by a socket–plug system or located in installation boxes used in electrical engineering for this purpose. The coupling shall be made in closed clamps so that the contact resistance does not exceed 0,1 Ohm and they should not be loaded to prevent from undesirable decoupling. Connecting conductors must have a copper core with a minimum cross section of 1,5 mm². Conductors with a simple YH insulation may not be used for heavy current distribution. In the case of multiple sockets, the unused sockets must be safeguarded against unauthorised handling. It is forbidden to use multiple adaptors and their modifications.
- c) the wiring of a stand, exhibition space and other structural or building elements (or their parts) made of flammable materials on which the cables

are fitted, may use cables CYKY, H05RN-F, H05VV-F, or cords and cables with required technical properties. The coupling shall be made as specified above under item b) of this paragraph. The line protection in this exhibition stand shall be one class lower than as specified for the conductor model used. If the line passes through a wall made of flammable material, the line must be placed in a pipe safely protecting against potential fire. Any accessories such as switches, sockets and distribution boxes shall be placed on a non-flammable, heat insulated base with a thickness of 5 mm copying the edges of the installed object, or it is potentially possible to use objects intended for the installation on or in the flammable base. In this case, too, the conductors must have a minimum cross section of 1,5 mm² and single insulation is not allowed and it is forbidden to use open wire nuts or their substitutes. Conductors of type YH are not allowed.

d) light fixtures shall comply with ČSN 33 2000–7–711 version 2 and their fitting and use is governed by the following provisions:

- the minimum height of the light fixtures over the floor is 1,8 m, unless other safety measures are taken and approved by the inspection technician,
- the light fixtures may only be fitted on to the structural elements made of flammable materials if some of the following conditions for the installation of these appliances are met (regardless the operating voltage):
 - the light fixture is fully enclosed and provided with the manufacturer's mark specifying that the fixture is designed to be fitted on or in a flammable base.
 - if the light fixture is provided with a support plate made of a nonflammable material, heat insulating material with a minimum thickness of 5 mm, copying the installation surface of the light fixture.
 - if the light fixtures are placed and fixed in a minimum distance of 20 mm from the fixing surface made of flammable material.

e) the structure or structural elements or units where metal parts of the structure are connected by conductors and larger metal units with electrical lines and appliances mounted on, shall be connected by means of a protective conductor, usually with a protective switchboard terminal.

f) in the electric wiring of any stand, except for refrigerators, a main switch must be installed to switch off the electric power supply in case of emergency or danger. The main switch in the exhibition stand must be located in a place allowing easy access at any time.

g) instructions governing installation and fitting of low voltage light fixtures follow requirements of ČSN 33 2000–7–715 version 2 Z1 2018.03. Dedicated appliances and in special structures–low voltage light signalling.

Low voltage light fixtures consist of the following components:

- power supply 230 V (primary side)

The supply transformer for low voltage light fixtures is usually connected to the grid by a cord via a 230 V socket of the exhibition stand wiring. Cords type H05RN-F, H05VV-F with the smallest cross section of 1,5 mm² may be used as flexible lines. If this system is used, the same condition as under item c) and d) of this paragraph applies.

- transformer

The transformer is required to be of a safety-protective type, short circuit resistant, in insulated lining, type SELF or PELF duly marked by the manufacturer and complying the requirements under ČSN EN 61558–2–6 version 2. If installed on a flammable surface, the transformer must meet the same requirements as those given under item d) of this paragraph for light fixtures. Open-type transformers are not allowed to be used. The transformer output shall be selected according to the number of connected light fixtures, e.g. 6 fixtures by 50 W each = 300 W ca. 300 VA. The transformer output is usually given in VA. The secondary side of the transformer must be protected against overloading as a minimum. Transformers controlled electronically may be operated without any protection of the secondary outlet provided that the following conditions are met: the transformer is short-circuit resistant, the transformer has a built-in thermal fuse protecting against overheating, its winding is protected against overloading if the conditions of transformer operation are observed as stipulated by the manufacturer in relation to the type of line, line length and the conductor cross section.

- outlet, usually 12 V (secondary side)

The line, unless designed and manufactured for this purpose by an authorised manufacturer, shall be made from insulated conductors all the way to the source of light. The minimum allowed cross section of Cu conductors is 1,5 mm²

and then in dependence on the flowing current and the line length with respect to the voltage drop.

- light fixtures

Light fixtures must be equipped with covers for light sources (bulbs), or bulbs with protective glass must be used. Item d) of this paragraph also applies to their fitting.

5.8. Supervision of electrical installations

Temporary electrical installations shall be regularly inspected by an authorised person with advanced qualification, who carries out regular and careful checks of the whole temporary equipment and immediately rectifies detected defects as required by ČSN 341090 version 2.

As regards short-term events (usually up to 3 days) not organised by BVV Trade Fairs Brno the supervision is ensured by BVV Trade Fairs Brno at the Lessee's cost.

As regards events lasting longer than 3 days, not organised by BVV Trade Fairs Brno, the supervision is ensured by the Lessee (organiser-operator). The name of the employee or the organisation in charge of supervising temporary el. equipment will be provided in the contract made between the organiser and the Company.

5.9. Compressed air

Compressed air is supplied at an operating pressure of 0,6–1 MPa. Distribution piping is cleaned before being put into service. However, the presence of water or solid particles in the piping cannot be excluded. A potential necessary protection filter shall be provided by the Exhibitor himself.

When using compressed air equipment, the Exhibitor/the Lessee or constructor must:

- be properly instructed about the installation, use and operation of the equipment, the risks and precautions and to comply with these,
- use appropriate and suitable equipment (hoses, clamps, pipes etc.); substitutes or makeshifts are not permitted,
- prevent access by unauthorised persons, particularly in areas with a risk of danger,
- carry out blowing/spraying behind a protective cover so as not to endanger other persons,
- prevent use by unauthorised persons.

The Exhibitor becomes entitled to be supplied compressed air two days prior to the opening of the trade fair (exhibition) and this right usually expires at 7 p.m. on the last day of the event (unless the Instructions for Exhibitors stipulate otherwise).

5.10. Pressure cylinders

Pressure cylinders may only be operated in compliance with the provisions of Government Regulation No. 192/2022 Coll. on dedicated technical pressure equipment and requirements for ensuring their safety and ČSN 690012. The equipment must be provided with accompanying technical documentation and the equipment must have undergone applicable inspection tests. Without valid accompanying technical documentation the operation of such equipment will not be permitted.

5.11. Water, air, waste

The Exhibitor/the Lessee (organiser) shall follow Act No. 254/2001 Coll. Water Act and on Amendments to Certain Acts (Water Act), Act No. 201/2012 Coll. Act on Air Protection and on Amendments to Certain Act, Act No. 541/2020 Coll. Waste act as amended and related regulations.

6. Health and safety at work

6.1. Basic information

Health and safety at work shall be ensured in accordance with Act No. 262/2006 Coll. Labour Code as amended and Act No. 309/2006 Coll. providing other requirements for health and safety at work as amended and Government Regulation No. 101/2005 Coll. on more detailed requirements for workplaces and working environment.

Enter only those workplaces, spaces and facilities where you have been sent on business.

Follow marked roads only, in places where there is no pavement keep to the left.

Beware of hitting, tripping over stored material or tools.

Do not stay under suspended loads or in immediate vicinity.

Do not enter switchboards, transformer stations or gas control stations.

Do not work with mechanical, electrical or any other equipment without being authorised to do so.

Follow instructions given by the traffic, safety and fire signage.

Follow audio signals of vehicle drivers transporting material.

Do not enter the premises of the Company under the influence of alcohol. It is forbidden to consume alcohol at the workplace or bring alcohol to the workplace.

6.2. Operator, person in charge of operated equipment

The provision of health and safety equipment is the exclusive responsibility of the Exhibitor/the Lessee (organiser) and constructors who are considered to be operators in terms of the responsibility for operation.

This mainly concerns the operation of dedicated technical equipment:

- electrical appliances (initial inspection before putting into service, supervision of the operation of electrical appliances—line),
- gas and pressure equipment, pressure cylinders (inspection, accompanying technical documentation for the pressure cylinders, prescribed anchoring etc.),
- hoisting equipment (inspection).

6.3. On-site transport

On-site transport must follow Act No. 361/2000 Coll., as amended Act on Road Traffic and on Amendments to Certain Acts (Road Traffic Act), along with Regulation No. 294/2015 Coll., implementing road traffic regulations and road traffic control and the applicable traffic rules of the Company.

Highest permissible speed:

- for all vehicles on the company's roads (unless restricted by a relevant road sign) is 30 km/hour,
- in the exhibition halls, storehouses and other structures, the highest permissible speed is 5 km/hour.

Drivers shall adjust the driving speed to the aforesaid limits, the transported load, visibility, condition of the road and the immediate traffic situation.

In order to ensure safety of visitors during the trade fairs and exhibitions, the vehicle traffic on the premises is substantially restricted. If transport is necessitated during this time in exceptional cases, the driver shall give way to pedestrians, limit the speed so as to ensure maximum safety of the pedestrians.

No motor vehicle is allowed access to the exhibition hall. The vehicles may enter the exhibition halls only if absolutely necessary, provided that all safety precautions are observed and for a limited period of time necessary to unload or load the material.

Motor vehicles may not be parked in areas where this is forbidden by a relevant traffic sign, in front of entries to halls and buildings, near water valves,

underground and street hydrants, in parking places reserved for fire engines (yellow lanes on the road), on pavement, green areas on the premises, in dedicated outdoor exhibition spaces (signs with numbers on the road, black and white lines, fencing) and where the passage would be reduced to less than 3 m if parking there. If it is necessary to stop in these areas (e.g. transport of exhibits to be showcased or material for the construction of the exhibition stand etc.), the Exhibitor/the Lessee (constructor) shall make sure that the driver stays close to the vehicle so that he can pull out if needed. Parking is only permitted in designated parking lots.

6.4. Construction and dismantling

The construction, dismantling and all construction work on the premises of the Company must comply with safety requirements related to the construction work in accordance with Government Regulation No. 591/2006 Coll. on further minimum requirements on safety and health protection for work on building sites as amended and Government Regulation No. 101/2005 Coll. on further requirements concerning workplace and working environment as amended.

6.5. Construction machines and technical equipment

The operation of construction machines and work with technical equipment must comply with the Regulation issued by the Czech Mining Authority No. 48/1982 Coll. as amended, laying down basic requirements for work safety and technical equipment, and Government Regulation No. 378/2001 Coll. specifying detailed requirements for safe operation and use of machines, technical equipment, appliances and tools.

6.6. Work at height

Any work at height or depth shall comply with Government Regulation No. 362/2005 Coll. on safety and health at workplaces with the risk of falling from a height or depth.

6.7. Machine tools

Any metal and wood-working machines and machine tools for other solid materials, if in operation, must be provided with protective plates against flying off chips. Grinding machines in operation and their disks with a peripheral velocity in excess of 10 m/sec must be provided with boiler-plate guards at least 10 mm thick or with shaped-iron guards of identical resistance. It is necessary to install guards protecting against flying off sparks.

If machines and equipment are showcased, the stand (designated storeroom) may keep a one-day supply of raw materials (flammable materials).

Before using Class 4 laser equipment, the Exhibitor/the Lessee is obliged to inform the fair administration of the Company and, upon request, submit a Declaration of Conformity in accordance with Act No. 22/1997 Coll. on Technical Requirements for Products and on Amendments to Certain Acts. The exhibited laser equipment must comply with the ČSN EN 60825-4 vers. 2 standard.

The laser protective cover must comply with the requirements of ISO 12100-2, respecting the general requirements for covers and also other special requirements with regard to their location and method of attachment. The laser guard, when placed in its specified position, must not allow any secondary hazard to arise on or behind the laser. In case of doubt, the laser equipment shall not be operated until it has been assessed by a laser safety audit company.

6.8. Use of glass

If sheet glass is used at the exhibition stand, its edges must be shaped or protected to prevent from any risk of injury. All-glass building elements must be marked at the eye height. The bottom edge of glass on the periphery of the exhibition stand must be at least 50 cm above the ground so as to prevent from kicking through. During assembly and dismantling work, glass panes must be positioned and marked to be clearly visible and not become the cause of an accident. It is necessary for the glass panes to be covered, with the edges marked. In places where they are likely to be overlooked, they must also be marked (usually at a height of 110 cm from the ground). Only glass complying with safety requirements may be used.

6. Health and safety at work

6.9. Open tanks

Any open tank with the upper edge less than 30 cm over the floor must be duly protected by a double-bar railing 110 cm high.

6.10. Mechanisms

Any hoisting devices, high-lift trucks, cranes, road vehicles of all types and coaches, if these are to be showcased, must be secured by the Exhibitor/ the Lessee against handling by an unauthorised person also outside the demonstration time.

6.11. Sources of ionising radiation

Any Exhibitor/the Lessee intending to exhibit/install or handle any source of ionising radiation other than insignificant in accordance with Act No. 18/1997 Coll. on the Peaceful Uses of Nuclear Energy and Ionising Radiation (Atomic Act) and on Amendments and Additions to Certain Acts and Act. No. 263/2016 Coll. (the Atomic Act) as amended, shall report this fact or apply sufficiently in advance for the approval of the State Office of Nuclear Safety in accordance with the aforesaid act and implementing regulations. Documents demonstrating the fulfilment of the duty to inform or the issue of the required permit shall be submitted to the OSH & Fire protection specialist of the Company before installing the source on the premises. The transport of radionuclide sources shall be provided by authorised shippers and carriers in accordance with the requirements for hazardous substances transport, class 7 according to the selected type of transport (ADR, IATA).

Protective covers of the emitters must be selected to ensure that the relevant limits will not be exceeded in the immediate vicinity where visitors may pass and to ensure optimised radiation protection in accordance with Acts aforesaid the radiation protection regulation. Any appliance with sources of ionising radiation must be installed to prevent from theft or unauthorised handling.

6.12. Poisons and medications

Exhibitors showing medications and narcotics may only exhibit placebos. No samples of medications or narcotics may be distributed. Poisons and other generally harmful substances may not be exhibited.

6.13. Weapons, ammunition and explosives

Weapons and their main parts may only be exhibited in display cases properly locked against theft. Weapons and ammunition exhibited in large quantities shall be guarded at the Exhibitor's cost, i.e. continuously for the entire duration of the event, including weekends.

Explosives and detonators may not be exhibited. Only their imitations may be showcased. Exploders and other necessary materials shall be protected against theft.

6.14. Cables and technical distribution systems

All cables and technical distribution systems must be installed in technical shafts. If the cables and technical distribution systems lead from the shafts towards the exhibition stands, they must be secured against releasing using, e.g. a cable bridge or tray. Cables and technical distribution systems must not be installed in roads or along emergency exits. Electric cables must not enter through doors, gates and fire shutters due to the risk of cutting or damaging, they must be protected by a cable transition or a protection strip.

6.15. Earthwork

All earth work on the premises of the exhibition centre related to the showcasing of the exhibited construction machines and earthwork equipment any interventions with buildings and equipment in the indoor and outdoor areas of the premises can only be performed with a written permit issued by the administrator of the building.

6.16. Exhibit showcasing

Exhibits to be showcased in operation may only be operated by authorised personnel. The required permit must be presented at the request of inspection bodies – the OSH & Fire protection specialist of the Company or fire protection staff.

6.17. Noise and vibrations

Follow sanitary limits of indoor and outdoor noise and vibrations for daytime and night time in compliance with the Government Regulation 272/2011 Coll. on the protection of health against the adverse effects of noise and vibration.

6.18. Injury

In the event of an injury of another employer's employee, visitor to the Exhibitor's stand, a legal or natural person performing work at the workplaces of the Company, the Exhibitor/the Lessee is obliged to provide/call/arrange first aid. Further shall report such an injury to the OSH & Fire protection specialist of the Company, phone No. 420 541 153 117. Do not change/clean anything at the accident site (unless it is necessary to avert an imminent danger), for more details see § 105 subsection 1 of the Labour Code. Inform the security of exhibition centre in the main gate – phone No. 420 541 153 380. If necessary, first aid will be summoned and medical treatment provided.

6.19. Information about potential residual risks

We wish to inform you about potential residual risks resulting from our operations:

- unauthorised entry to a workplace or a reserved space while work at height is carried out,
- fall of material from height during a vertical or inclined transport of material,
- fall of hoisting mechanism during a vertical or inclined transport,
- fall of material and tools from height during careless handling,
- fall from a height if the principles of collective or personal protection are not observed,
- slipping on muddy, frozen ground, danger of potholes and other ground unevenness,
- stumbling, tripping over stored material or tools,
- risk of dust, noise, vibrations,
- burning caused by metal spattering during grinding, welding operations etc.,
- electric shocks caused when crossing poorly covered cables,
- accident suffered when crossing a compressed air pipe,
- accident and subsequent fire when crossing pipes conveying technical gases for welding operation,
- fire caused by insufficient removal or covering of easily flammable materials,
- vehicle movement during the loading or unloading of materials,
- failure to respect acoustic signals given by drivers or other predefined signals,
- potential fall of a suspended load and accident suffered by a person standing under it or in a dangerous proximity,
- running over by a moving mechanism, also hand-operated, if a safe distance is not observed, i.e. a min. of 2 m from its max. reach or in a place not visible by the person who fails to leave the place after a sound signal,
- accident suffered when staying in the space where vehicles turn, reverse or move slowly,
- accident caused by unauthorised handling of tools, equipment, when removing covers etc.,
- carrying out any operation for one's own needs,
- a failure to report a defect or fault,
- burning, scalding during unauthorised entry to boiler rooms or heat exchanger stations,
- accident, burning, if safety precautions and fire-fighting tables are not observed,
- failure to follow traffic signs,
- accident caused by dangerous getting in and out of a vehicle,
- accident caused when getting over, jumping over and climbing onto conveyers or leaning oneself or objects against their structures and belts,
- accident caused by unauthorised entry to a switching station, transformer station, gas control station,
- fall off stairs while wearing wet shoes or having wet soles.

6.20. Inspections by the Company and responsibility of the Exhibitor or the Lessee

To ensure safe operation of the exhibition stand, the Exhibitor/the Lessee (constructor) shall follow, during the construction, assembling, and dismantling of the stands, these instructions, technical & safety requirements issued for the relevant event organised in the exhibition centre, general fire safety and safety requirements and all applicable requirements and instructions given by the responsible personnel of the Company and shall assume all responsibility for damage to health of a person or damage to property caused to himself or the others by its employees, subcontractors (people who, to his knowledge, stay on the leased premises of the Company).

The observance of these instructions and conditions shall be checked by responsible staff of the Company, the final acceptance committee, fire guards and temporary electrical installations shall be checked by staff holding relevant electrotechnical qualifications. The Exhibitor/the Lessee (constructor) shall allow access of such personnel to all parts of his exhibition space.

The Exhibitor/the Lessee (constructor) acknowledges that if any of the provisions of the above requirements is violated or breached, the Company will be entitled to exclude such a party from the exhibition or, as the case may be, prevent access to the exhibition stand or the leased area.

6.21. Provision of information

The Exhibitor/the Lessee is obliged to ensure that all its employees, legal and natural persons carrying out work activities on the premises of the Company are informed about all potential risks, information and instructions concerning the Technical terms of construction, Fire Safety Regulations, Health and Safety at Work and Power Engineering on the premises of the Company.

6.22. Tariff of lines for breaches of the fire safety and occupational health and safety standards

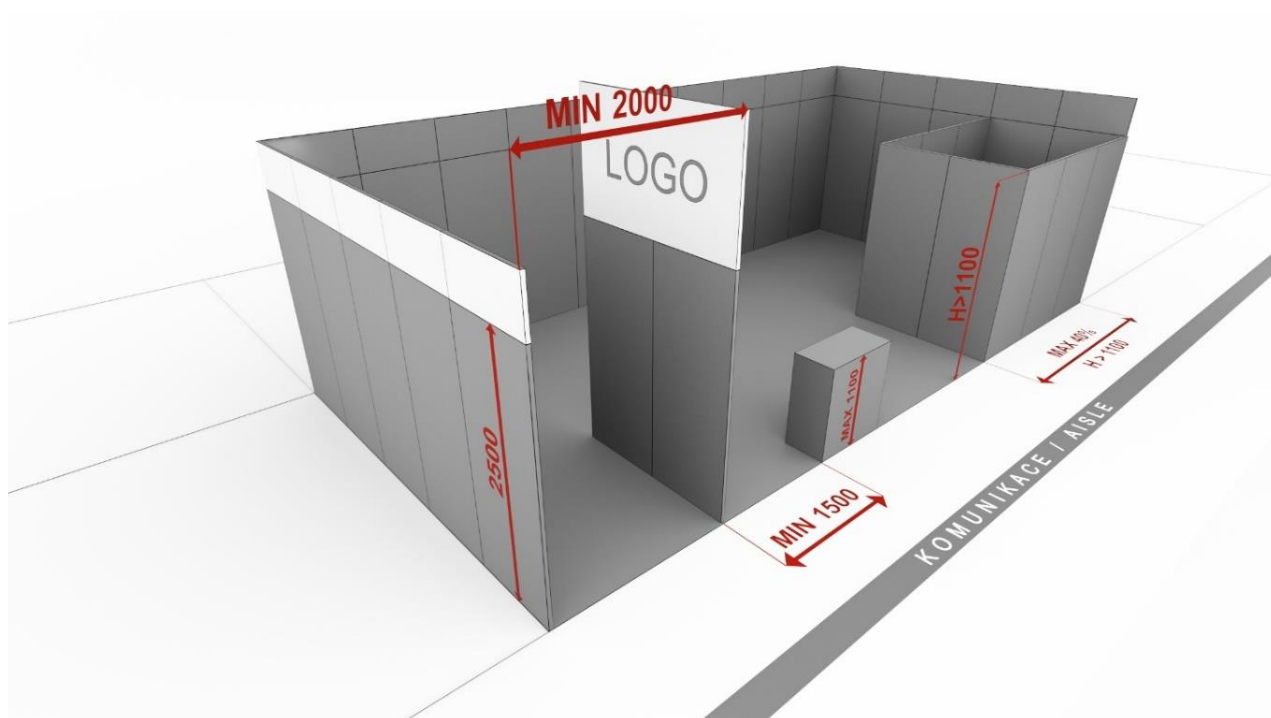
- a) violation of the smoking ban in the halls → CZK 500 per person,
- b) performing work under the influence of alcohol and other addictive or narcotic substances → CZK 5.000 per person,
- c) exceeding hygienic noise limits in the halls → CZK 5.000.

7. Attachments – A/Stand design rules

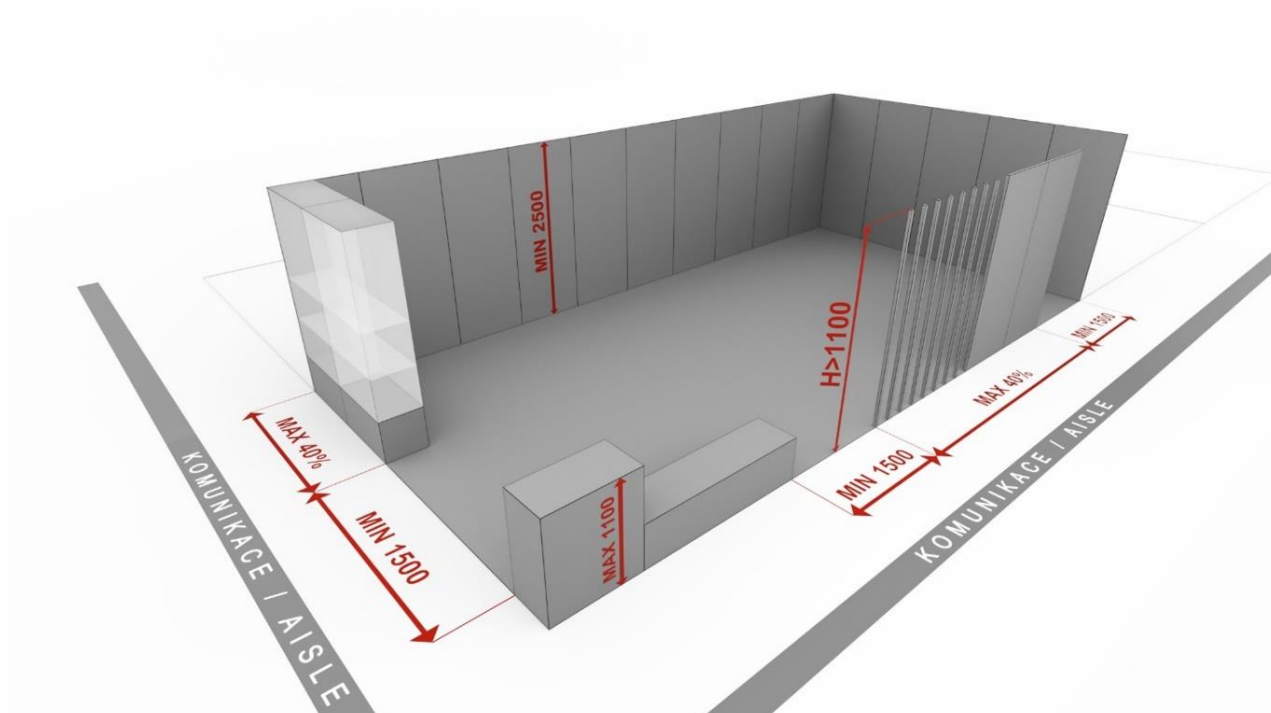
7. Attachments – A/Stand design rules

- Each open side of the stand facing the aisle can be built up to a maximum of 40 % of the length of each such side.
- Each open side along the aisle must allow an entrance to the stand wide at least 1,5 m.

STANDARD ROW SPACE – 1 SIDE OPEN:



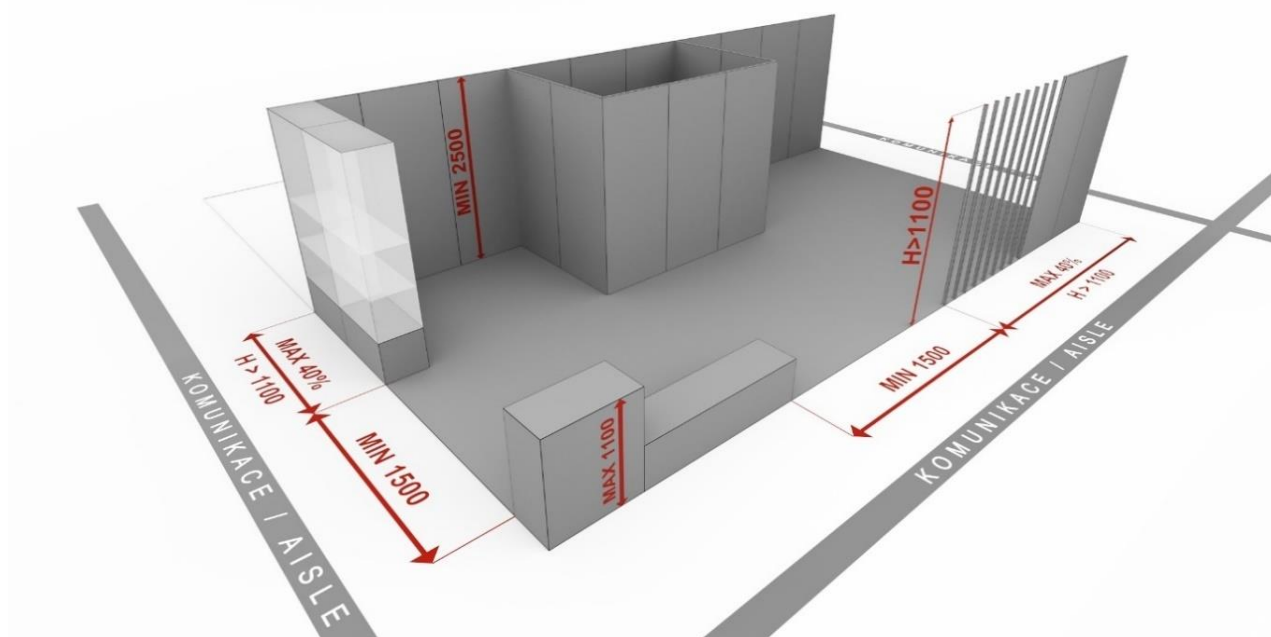
CORNER SPACE – 2 SIDES OPEN:



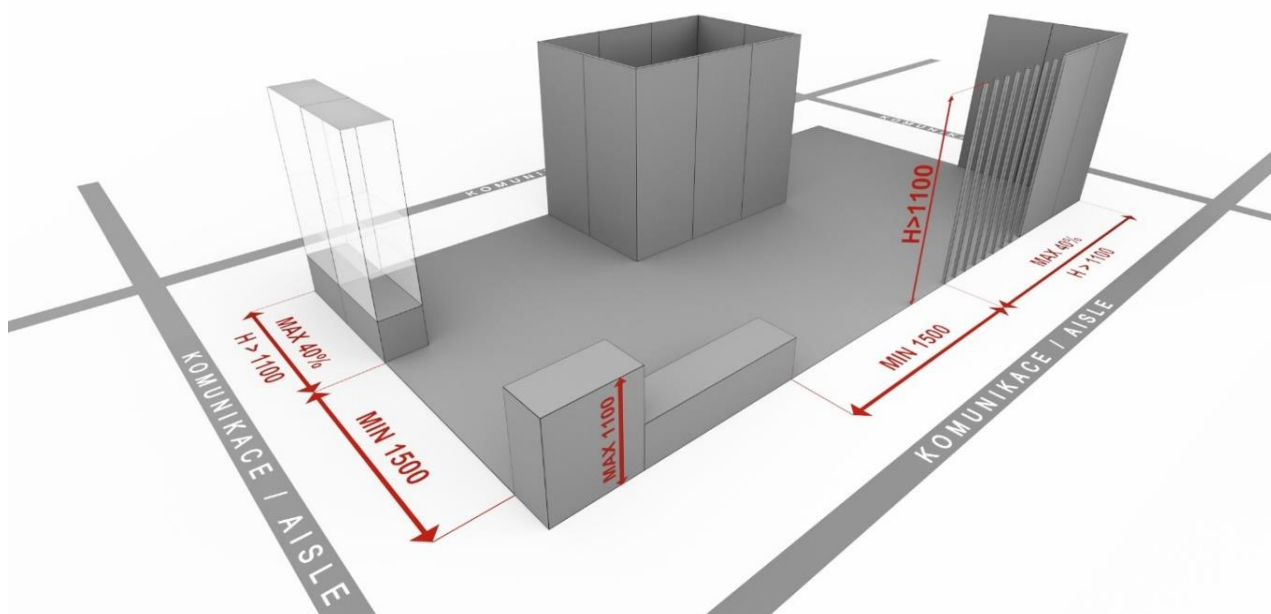
7. Attachments – A/Stand design rules

- Each open side of the stand facing the aisle can be built up to a maximum of 40 % of the length of each such side.
- Each open side along the aisle must allow an entrance to the stand wide at least 1,5 m.

HEAD SPACE – 3 SIDES OPEN:



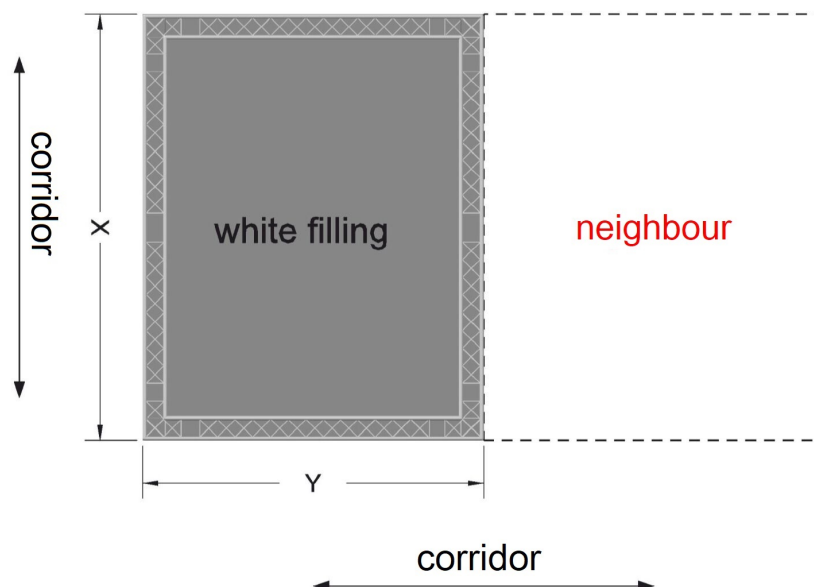
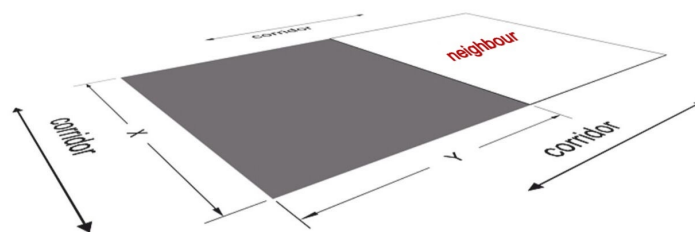
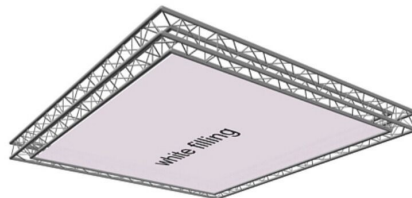
ISLAND SPACE – 4 SIDES OPEN:



8. Attachments – B/Suspension in halls 1–6

Variant 1 – Truss structure without a banner/with white filling without graphic desing

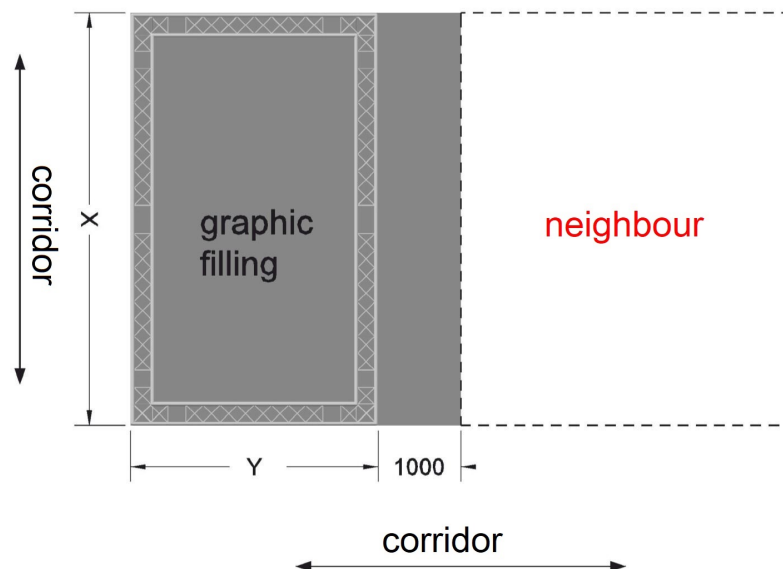
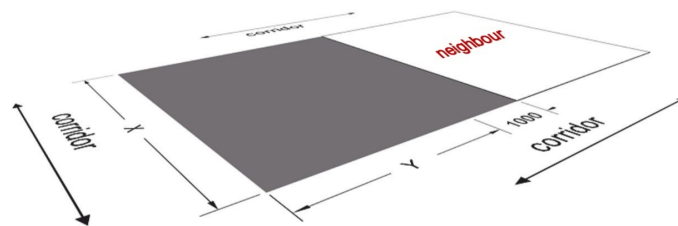
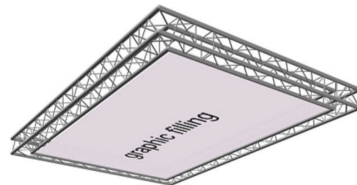
- can be place at the edge of the adjacent exhibition stands without the need for further approval by the neighbouring stands



8. Attachments – B/Suspension in halls 1–6

Variant 2 – Truss structure with a graphic filling

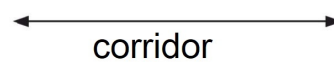
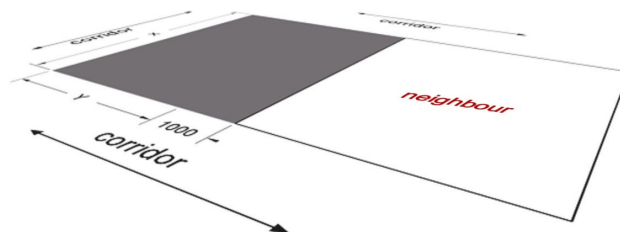
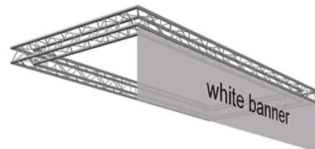
- placement at least 1 m from the edge of adjacent exhibition stands
- placement less than 1 m from the edge of exhibition stands only with their written permission



8. Attachments – B/Suspension in halls 1–6

Variant 3 – Truss structure with a white banner in the direction of the adjacent exhibition stands

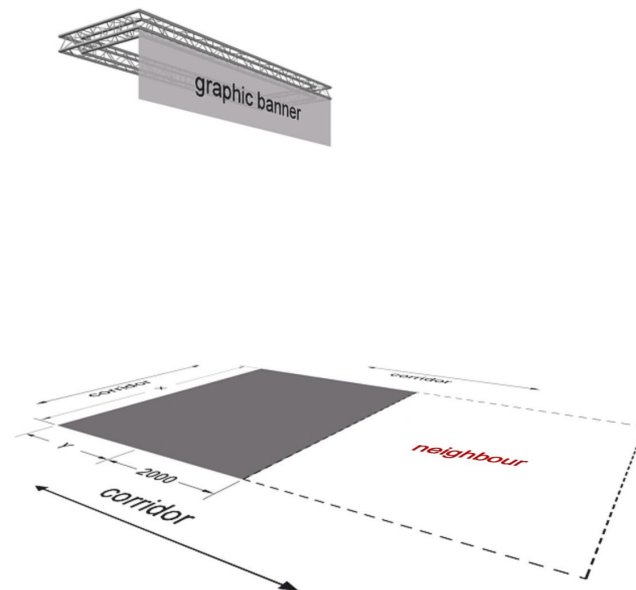
- placement at least 1 m from the edge of adjacent exhibition stands
- placement less than 1 m from the edge of exhibition stands only with their written permission



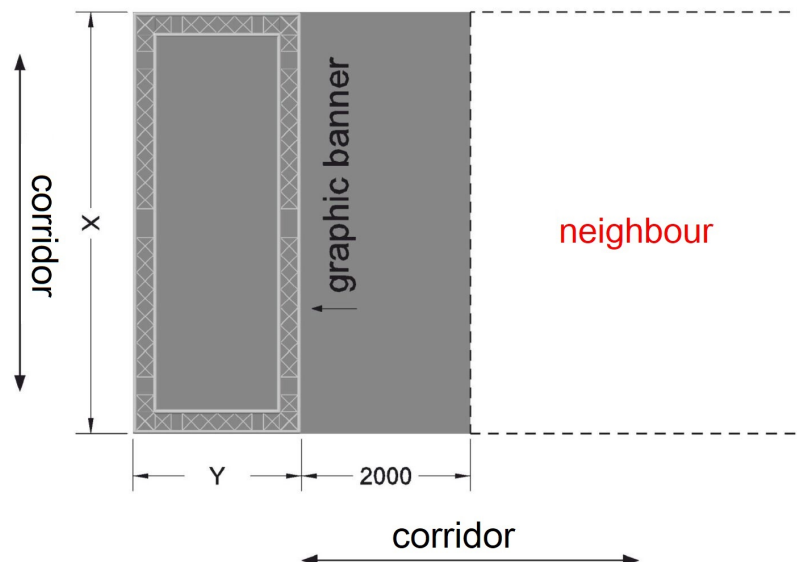
8. Attachments – B/Suspension in halls 1–6

Variant 4 – Truss structure with a graphic banner in the direction of the adjacent exhibition stands

- placement at least 2 m from the edge of adjacent exhibition stands
- placement less than 2 m from the edge of exhibition stands only with their written permission



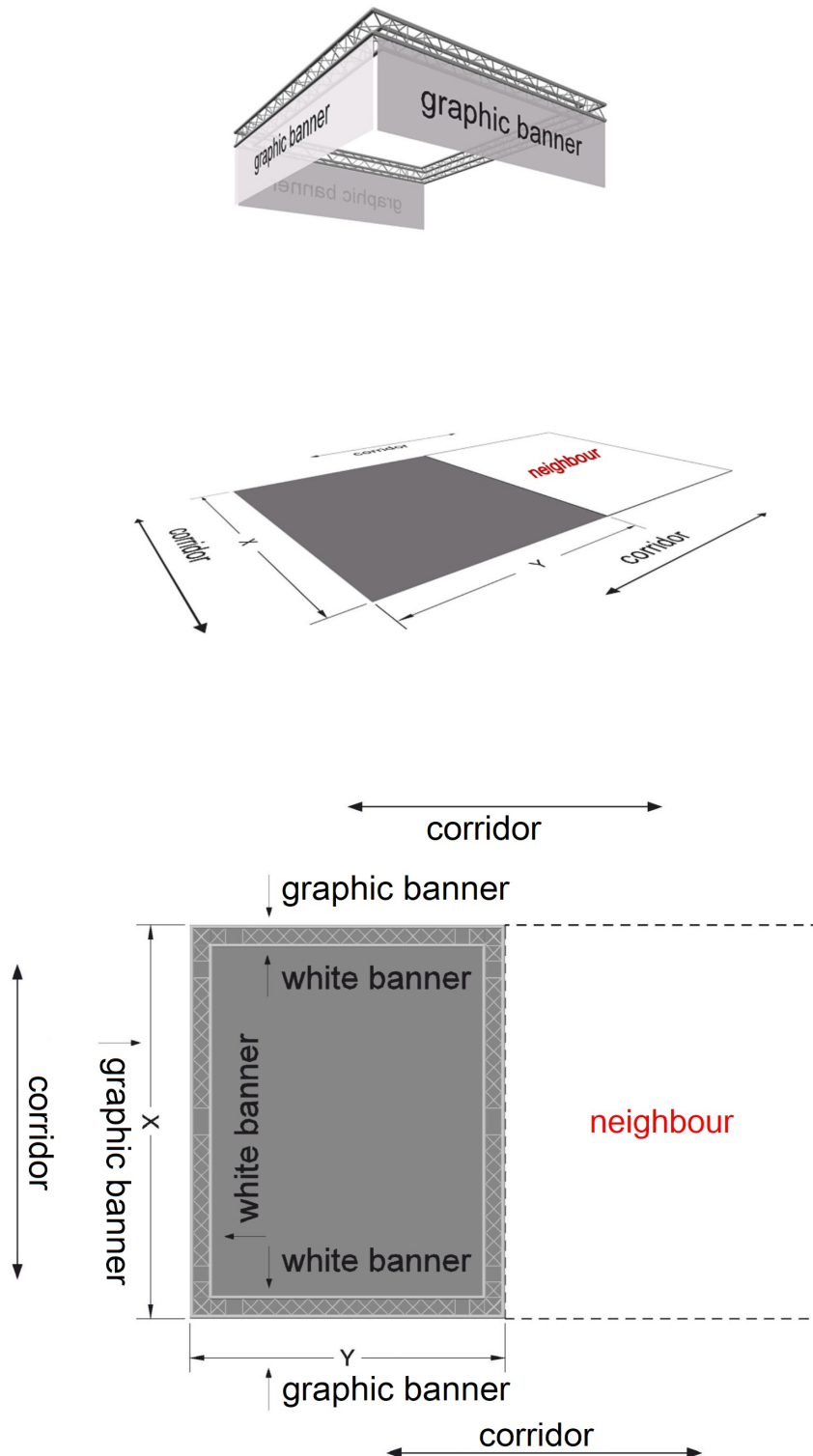
corridor



8. Attachments – B/Suspension in halls 1–6

Variant 5 – Truss structure with a single-sided graphic banner in the direction of the aisles

- can be placed at the corners of the adjacent exhibition stands (in the aisles) without the need for further approval by the neighbouring stands
- the graphic banner must not be turned directly into the adjacent stands (see variant 4)



8. Attachments – B/Suspension in halls 1–6

Variant 6 – Truss structure with a double-sided graphic banner in the direction of the aisles

- can be placed at the corners of the adjacent exhibition stands (in the direction of the aisles) at a distance of at least 1 m from the edge of the adjacent exhibition stands
- the graphic banner may not be turned directly into the adjacent stands (see variant 4)

